



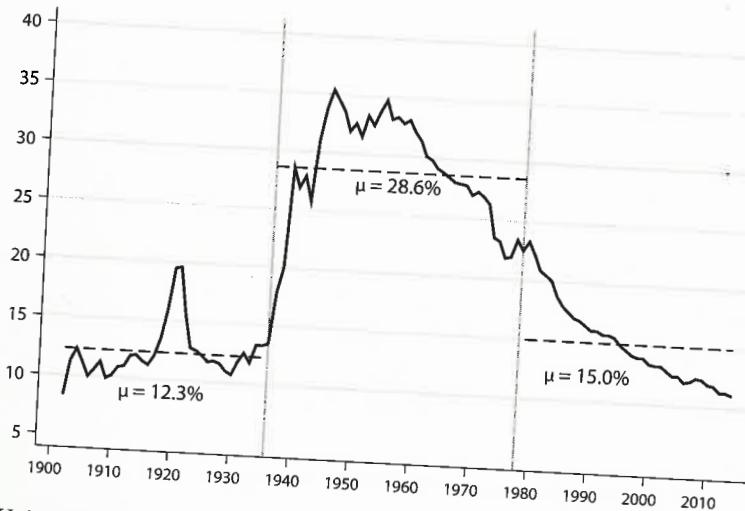
*A WPA Employee Receives His Paycheck, 1939.*  
Courtesy National Archives.

# THE GREAT EXCEPTION

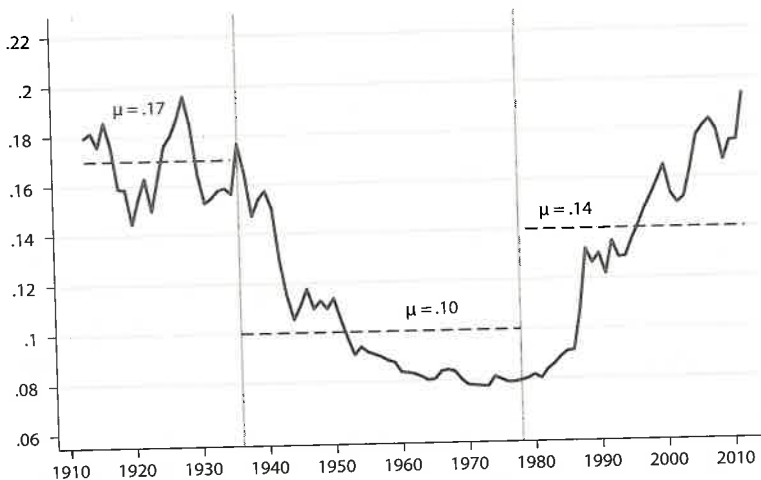
THE NEW DEAL & THE LIMITS  
OF AMERICAN POLITICS

JEFFERSON COWIE

PRINCETON UNIVERSITY PRESS  
*Princeton and Oxford*

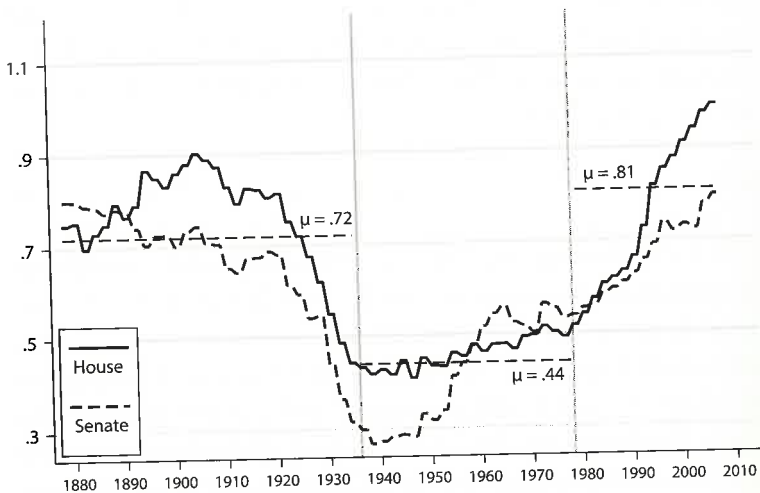


Union density in the United States (1902–2014).  
 Data: Leo Troy, "Introduction to Trade Union Membership, 1897–1962," *Trade Union Membership, 1897–1962* (UMI, 1965; G. Mayer, 2004), n.p.; *Union Membership Trends in the United States* (Washington, DC: Congressional Research Service, 2004); Barry Hirsch and David Macpherson, "Union Membership, Coverage, Density, and Employment among Private Sector Workers, 1973–2013." *Unionstats.com* (accessed 5 June 2015).



Share of annual income earned by the top 1 percent (1913–2012).

Data: Emmanuel Saez, “Income Inequality in the United States.” <http://eml.berkeley.edu/~saez/> - income (accessed 5 June 2015).



Political party polarization in the U.S. Congress (1878–2008).

Data: Keith Poole, “The Polarization of the Congressional Parties.” [Voteview.com](http://Voteview.com) (accessed 5 June 2015).